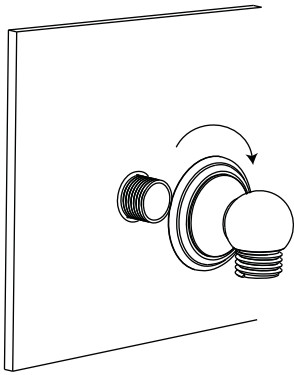



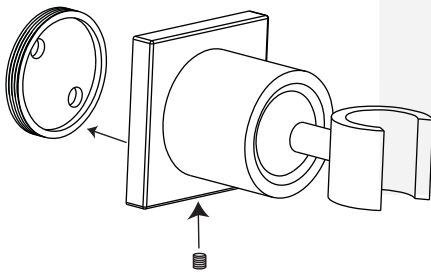
IMPORTANT: Make sure to turn off the main water supply before you begin



1. Tighten supply elbow to the 1/2" supply pipe.



2. Install wall bracket onto the wall at your desired location.



3. Install trim ring onto the hand shower holder. Thread hand shower holder onto the wall bracket. Tighten set screw on the trim ring when everything is in the desired position.

4. Tighten hand shower onto hose, attach hose to the supply elbow.

